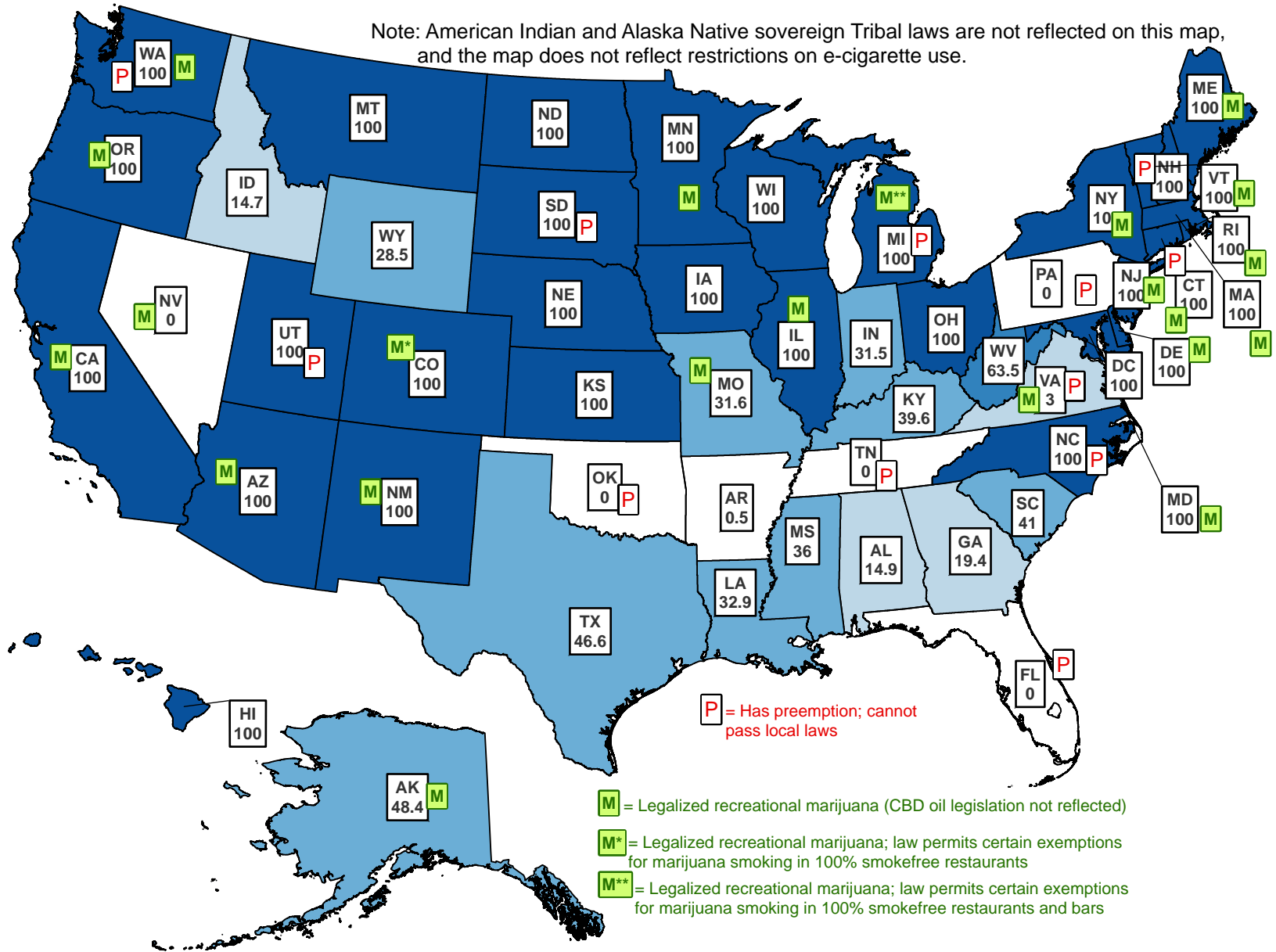
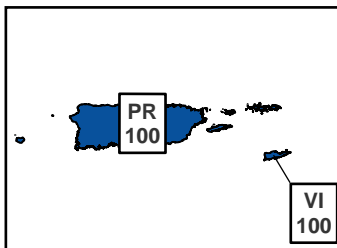
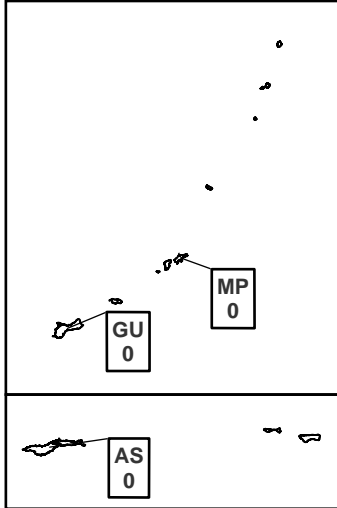


Percent of Population Covered by 100% Smokefree Restaurant and Bar Laws In Effect As of January 1, 2024

American Nonsmokers' Rights Foundation, www.no-smoke.org

Note: American Indian and Alaska Native sovereign Tribal laws are not reflected on this map, and the map does not reflect restrictions on e-cigarette use.

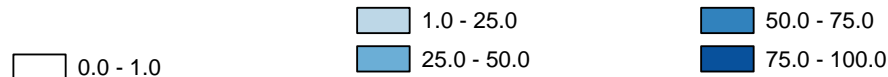
Territories and Commonwealths



P = Has preemption; cannot pass local laws

- M** = Legalized recreational marijuana (CBD oil legislation not reflected)
- M*** = Legalized recreational marijuana; law permits certain exemptions for marijuana smoking in 100% smokefree restaurants
- M**** = Legalized recreational marijuana; law permits certain exemptions for marijuana smoking in 100% smokefree restaurants and bars

Percent of State Population With 100% Smokefree RB Coverage



66.8% of the U.S. is protected by a 100% smokefree restaurant and bar law.