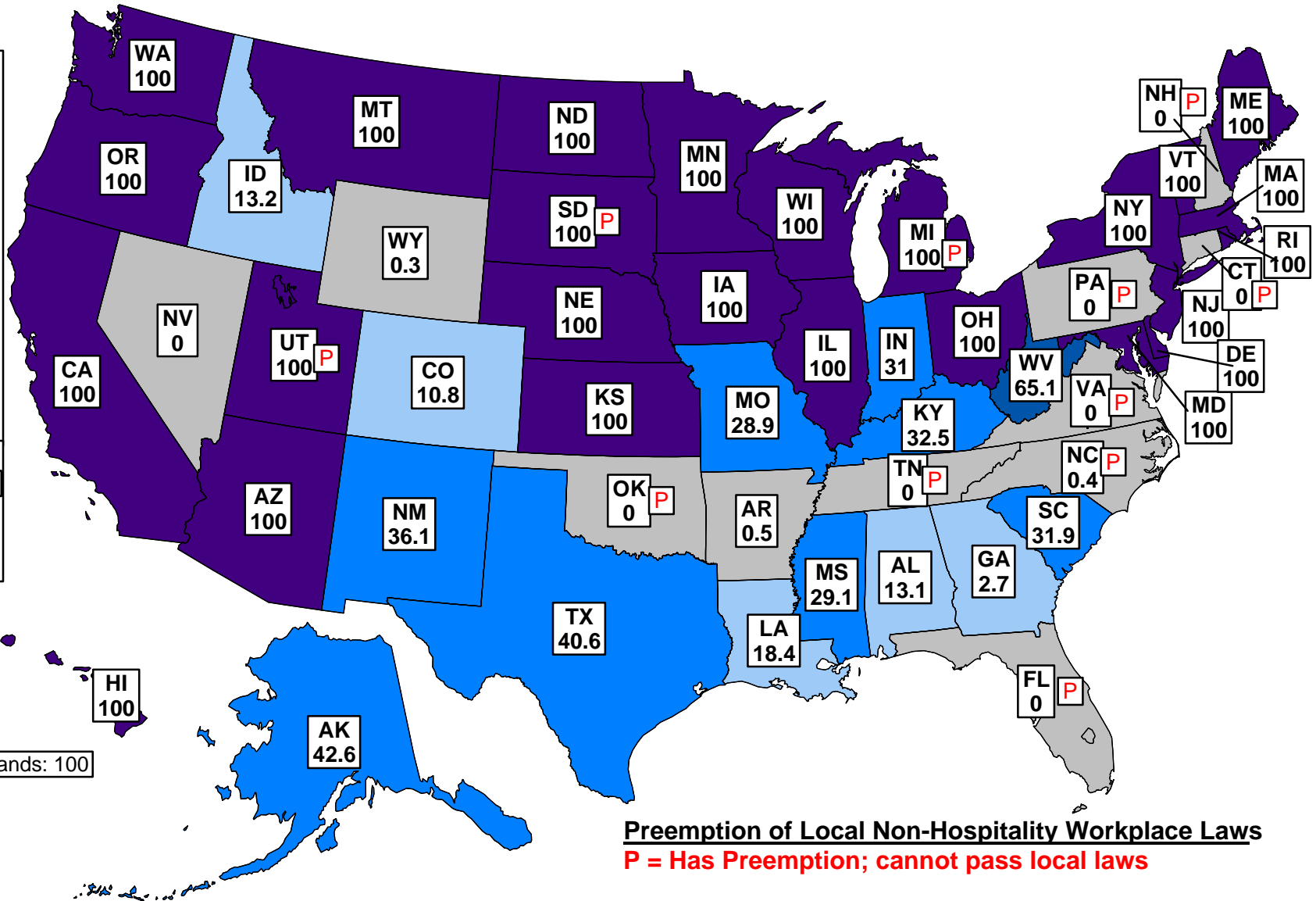
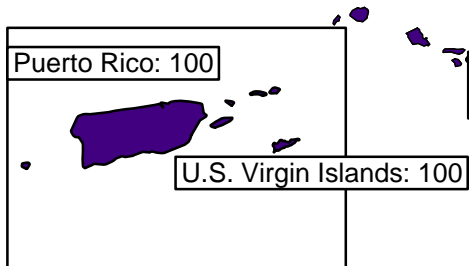
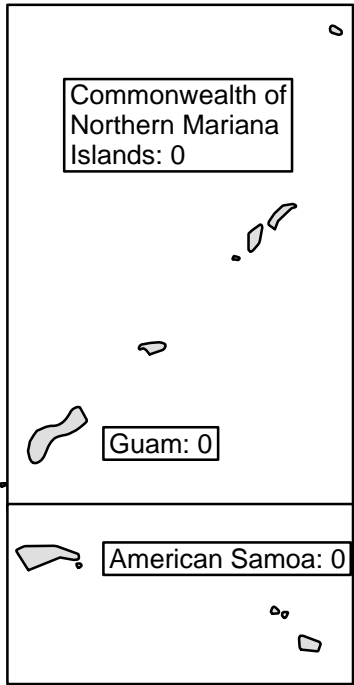


Percent of Population Covered by 100% Smokefree Non-Hospitality Workplace, Restaurant, and Bar Laws In Effect As of January 2, 2018

American Nonsmokers' Rights Foundation, www.no-smoke.org

Territories and Commonwealths




Preemption of Local Non-Hospitality Workplace Laws
P = Has Preemption; cannot pass local laws

Note: American Indian and Alaska Native sovereign tribal laws are not reflected on this map.

58.4% of the U.S. is protected by a 100% workplace, restaurant, and bar law.

State/Commonwealth/Territory Population with 100% Smokefree Workplace, Restaurant, and Bar Laws



See also *Percent of Population Covered by 100% Smokefree Restaurant AND Bar Laws* (this separate map omits non-hospitality workplaces). See *Percent of U.S. State Populations Covered by 100% Smokefree Air Laws* to view the percentages in a table format, alphabetized by state/commonwealth.

100% Smokefree Non-Hospitality Workplaces AND Restaurants AND Bars: Municipalities or states/commonwealths with laws that cover all non-hospitality workplaces (public and private non-hospitality workplaces, including, but not limited to, offices, factories, and warehouses, that do not allow smoking in separately ventilated rooms and do not include an employee number exemption greater than one), together with municipalities or states/commonwealths with restaurant and bar laws that do not allow smoking in attached bars or separately ventilated rooms and do not have size exemptions.

© Copyright 1998 – 2018 American Nonsmokers' Rights Foundation. All rights reserved.
May be reprinted with appropriate credit to the American Nonsmokers' Rights Foundation